



Tiki.org:

Project

Software

Get / Try Tiki

Help

Get Involved

News


Log in

Find

This is a read-only demo website to showcase the appearance of Tiki versions 13 to 24 (Bootstrap 3 and 4). See the most recent Tiki themes, made with Bootstrap 5, at themes.tiki.org.

Themes .tiki .org

Featured at the [Marketplace](#)



New at this Site: a Marketplace for Themes!

Find new Tiki themes!

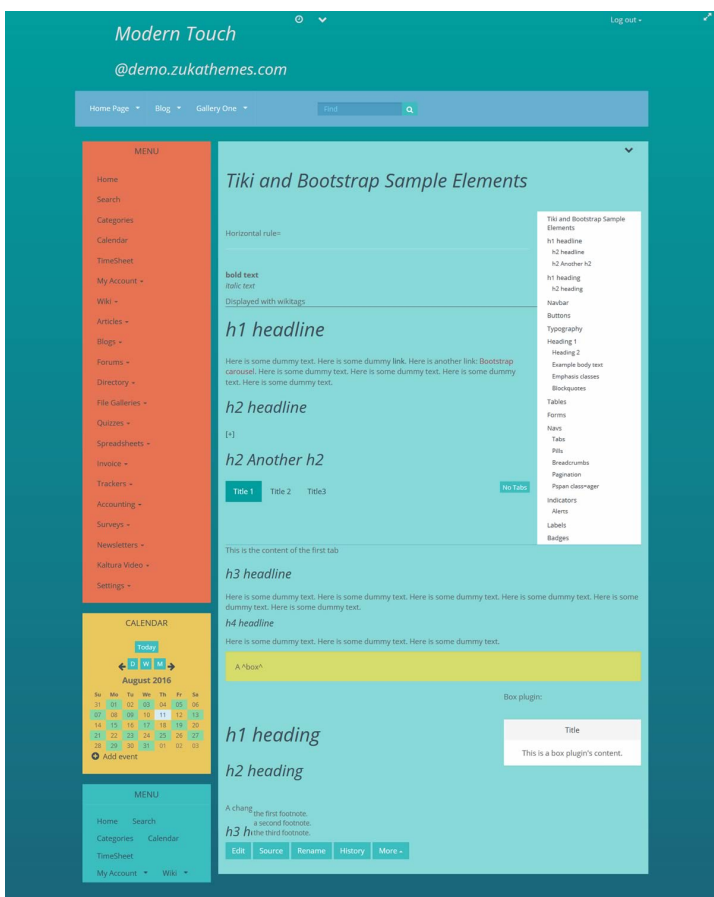
Once again at themes.tiki.org, download links for more themes for Tiki! New themes are here for Tiki, to increase the visual appearance and layout options for site admins. More themes are in the pipeline and will be listed when they are ready, and then can be demoed at the designer's website and downloaded. See specific theme pages for all the details.

Share your Tiki themes!

Designers and authors, share your Tiki themes by listing them here! Nurture your karma. Increase the exposure for your business. Free-of-charge and premium themes, simple single-CSS file themes and elaborate packages with Less files and images, and anything in between - all are welcome.

Tiki's integration of the Bootstrap CSS framework has opened the door for designers to easily produce themes for the powerful, feature-filled Tiki Wiki CMS Groupware. Please see [Information for authors](#) for more details.

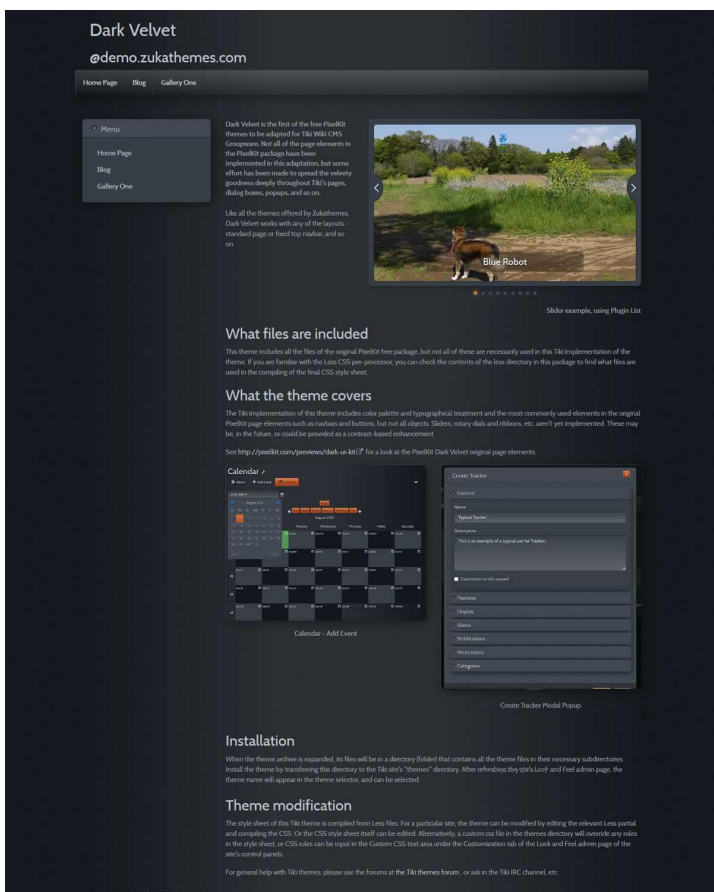
Latest Themes



Modern Touch

Rich pastels and clean typography

[More information](#)



Dark Velvet

Rich, dark-textured PixelKit theme

[More information](#)

Tuften

@demo.zukathemes.com

HOME PAGE PAGES · BLOGS · GALLERIES ·

Menu

Home Page
Pages ·
Blogs ·
Galleries ·

TUFTEN IS A THEME for Tiki Wiki CMS Groupware based on [Tufte CSS](#). This page contains edited content from the original Tufte CSS project documentation but is amended where Tiki's implementation differs or extends.

Tufte CSS provides tools to style web articles using the ideas demonstrated by [Edward Tufte's](#) books and handouts. Tufte's style is known for its simplicity, extensive use of sidenotes, tight integration of graphics with text, and carefully chosen typography.

The idea of the original Tufte CSS was essentially cribbed wholesale from Tufte-LaTeX and R Markdown's Tufte Handout format.¹

¹ The source for this page was in fact originally an adaptation of the Tufte Handout Example PDF.

Now, integrating the Bootstrap CSS framework, the Tufte style has been worked up as the Tuften theme for Tiki Wiki CMS Groupware, with typography and other details implemented by means of appropriate rules and properties in CSS. As for the "sidenotes", Tiki already has a *Footnote* "wiki plugin", so this was adapted to enable the Tufte sidenotes and margin notes and yet remain functional for the conventional page-bottom footnotes used by Tiki's visual themes other than Tuften. Notice that [Tiki and Bootstrap Sample Elements](#) isn't categorized "sidenotes" so the footnotes aren't rendered as sidenotes.

Fundamentals

Use `section` tags around each logical grouping of text and headings. In Tiki's wiki syntax, an HTML section can be created with the *HTML* plugin or *Tag* plugin.

Headings

Tufte CSS uses `h1` for the document title, `h2` for section headings, and `h3` for low-level headings. More specific headings are provided for in Tiki by the underlying Bootstrap framework, but tufte.css is supported by Tufte CSS (or the Tuften theme). If you feel the urge to reach for a heading level 4, 5, or 6, consider redesigning your document (in

[Edit](#) [Source](#) [Rename](#) [History](#) [More ·](#)

[Home](#) [Search](#) [Categories](#) [Calendar](#) [My Account ·](#) [Wiki ·](#) [Articles ·](#) [Blogs ·](#) [Forums ·](#) [File Galleries ·](#)

[Trackers ·](#) [Settings ·](#)

Powered by [Tiki Wiki CMS Groupware](#) | Theme: Tuften

[Show php error messages](#)

Tuften

Implementing the design principles of Edward Tufte

[More information](#)

- Home Page
- Pages
- Blogs
- Galleries

Pseudobrutal

Brutalist architecture is a movement that flourished from the 1950s to the mid-1970s, descending from the modernist architectural movement of the early 20th century. The term originates from the French word for "raw" in the term used by Le Corbusier to describe his choice of material béton brut (raw concrete) (from https://en.wikipedia.org/wiki/Brutalist_architecture).

Brutalist web design, similarly, is marked by a no-frills design philosophy, with function determining form. See <http://brutalistwebdesign.com/> for examples and <https://news.ycombinator.com/item?id=11517491>, <https://codepen.io/brunahaferkamp/posts/fezd/>, etc. for discussion.

Brutalism now arrives for Tiki Wiki CMS Groupware in the form of the Pseudobrutal theme, "pseudobrutal" because, of course, underlying the spare appearance is the full Tiki foundation including the Bootstrap CSS framework, jQuery, Kitchen sink As the discussions show, there's no real consensus on what web Brutalism is; this theme is perhaps one approach. Feel free to push it further with your idea of a raw presentation of information via theme customization.

Installation

When the theme archive is expanded, its files will be in a directory (folder) that contains all the theme files in their necessary subdirectories. Install the theme by transferring this directory to the Tiki site's "themes" directory. After refreshing the site's Look and Feel admin page, the theme name will appear in the theme selector, and can be selected.

Fonts

This theme uses a webfont that is retrieved from Google Fonts. If the Tiki site doesn't have access to the Internet, or if there is some reason it shouldn't make the request for the font, then local storage of the font should be implemented.

Theme modification

The style sheet of this Tiki theme is compiled from Less files. For a particular site, the theme can be modified by editing the relevant Less partial and compiling the CSS. Or the CSS style sheet itself can be edited. Alternatively, a custom.css file in the themes directory will override any rules in the style sheet, or CSS rules can be input in the custom CSS text area under the Customization tab of the Look and Feel admin page of the site's control panels. For general help with Tiki themes, please use the forums at the Tiki Wiki forum, or ask in the Tiki IRC channel, etc.



Slider images: An example of Brutalist architecture, the Tower House or Azusa Residence (塔屋 - 75 no 14) by Japanese architect Takanou Azuma, built in 1966. In Zingener, Tokyo. Photos taken August 2018 by Gary Cunningham-Lee. See "Tower House / Takanou Azuma," in ArchEye, January 24, 2018, <http://www.eyes.com/footer-images/takanou-azuma/> for more information, photos including interior shots, architectural drawings and isometric views.

[Source](#)

Powered by Tiki Wiki CMS Groupware | Theme: Pseudobrutal


Pseudobrutal

Brutalist web design comes to Tiki

[More information](#)

- <<
- 1 (current)**
- 2
- 3
- >>

[All Themes](#)

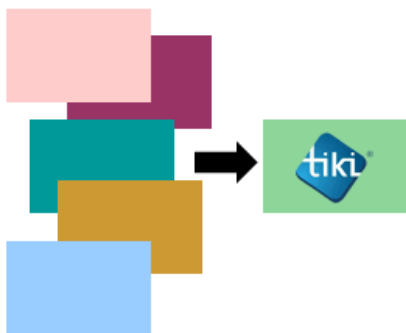


About Tiki's themes - overview and documentation

Note: This site has information for Tiki 13 and newer, since the integration of the Bootstrap CSS framework.

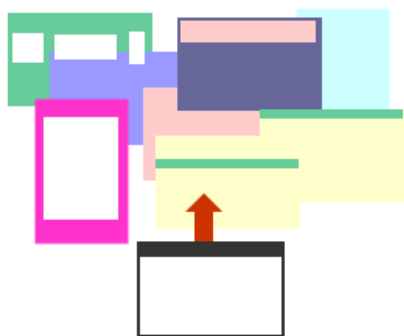
For information on previous versions of Tiki, please visit 12xthemes.tiki.org.

Many sources



Any Bootstrap 4 style sheet can be a Tiki theme - made with Customizer, adapted from HTML or another CMS, or written from scratch.

"Up to 11*"



Tiki extends Bootstrap to cover all Tiki features and multiply styling and layout options.

* What's special about "11"?

[This Is Spinal Tap - Up to 11](#)

Just styling



Tiki themes are for laying out and styling the site only. - No need to worry about affecting site security or functionality.

Tiki is mature software but steadily evolving. The latest transition includes the integration of the Bootstrap CSS Framework. Design flexibility has always been a strong point of Tiki, and this is now melded with the familiar language of Bootstrap.

For theme authors

[Creating a Tiki theme](#)

[Three ways to make a new theme NEW!](#)

[Updating a pre-Bootstrap theme](#)

[Converting a Bootstrap theme made for HTML or another CMS](#)

[Contributing, sharing or selling a theme](#)

[Theme-making Questions and Answers](#)

For theme users

[Finding a theme](#)

[Configuring a theme](#)

[Modifying a theme](#)

[Troubleshooting a theme](#)

Digging deeper:

[Tiki's CSS and Smarty template organization](#)

[Theme-related Software Concept and Design](#)

Themes.tiki.org topics

[Theme marketplace outline](#)

Latest changes

1. [Themes](#)
2. [Pagetop Styles and CSS Variables](#)
3. [Shared_t_o_footer](#)
4. [Global menu page](#)
5. [Pagetop Styles and CSS Variables](#)
6. [Topbar hero](#)
7. [Theme quality and classification checklist](#)

[...more](#)